



PRE-PRESS BALER SERIES

For Multi-purpose use



Technology for the most demanding needs

For Multi-purpose use

Pre-press baler line contains all the developments from “PREMIUM line” shear baler with the addition of pre-compression flaps. It offers cutting with the shear blades and pre-pressing with two options such as SINGLE prepress flap or DOUBLE lateral prepress flaps. The pressing force is from 60 up to 200 tons and two types of bale dimensions.

Highlights & Benefits of pre-compression flaps

- Multipurpose balers that can process all types of large volume materials especially plastic without any problems and provide extremely heavy, homogenous and well-shaped and stackable bales are produced without cutting necessary.
- To increase the infeed density when processing low density materials such as plastics, large cardboard boxes, which result in higher throughput
- Even in processing bulky high-density material (RDF) the pre-pressing flaps are used to push the material below the level of the blade making processing easier.
- With the use of a prepress flaps up to 30% more will be retained in the chamber.
- Eliminates the need to keep shear blades sharp and well adjusted. A worn or badly adjusted shear blade will not cut properly; especially critical when baling plastic foil
- makes it possible to bale material without pre-using a shredder (e.g. large cardboard boxes)
- Lower costs and easy maintenance (no shear blades), which reduce not only the wear and tear on the baler but also the danger of stoppages
- The use of pre-press technology means optimal bale density with a significant reduction in energy consumption, compared to a similar press with cutting blade technology.

With the ANIS control system, the operator only needs to select the type of material grade to be processed. Once selected, the system decides whether the pre-compression flaps are required, resulting in the material being processed in the most efficient and practical way.

ANIS PROVIDES BOTH PRE-COMPRESSSION METHODS:

- **Single** pre-pressing Flap series – at the rear of the filing opening
- **Double** pre-press Flaps series – on the both sides of the filing opening

Machines are available with hopper sizes, feed openings and power units tailored to suit the application in hand.


- Press ram with rollers on wearing plates
- Pressing force: 60 - 200 Tonnes
- Pre-compression flap force: with peaks of 60 tonnes
- Bale size: 1100 × 750mm, and 1100 × 1100 mm
- Power units: 30kW, 45kW, 55kW or 2×45kW, 2 × 55kW, 3×45kW
- Feed opening length:
 - With Single Big Flap: 1.600mm
 - With Double Flaps: 1.600mm and 1.900 mm

Double prepress Flaps baler series


Highlights & benefits:



Double lateral prepress flaps in the filing opening of the baler close simultaneously, resulting in a closed press channel to process optimal, heavy, homogenous, well-shaped and stackable bales.




Pre-press side flaps extend the feed opening with minimal height increase



Pre-press side flaps in combination with unjamming device - stamper

Compression chamber with double flaps for prepressing



Open Pre-press flaps



Closed pre-press flaps



Ram pressing with closed flaps

- High rotation flap construction, significantly more pressing force
- Pre-compression side flaps extend the feed opening with minimal height increase
- Large filling opening possible: 1.600 or 1.900 mm
- Feed hopper require lower height, suitable especially when auxiliary devices are added such as PET perforator or Ruffler
- Double prepress flaps are designed to have big clearance between them in order to ensure smooth closing of the flaps to the closed position

Single prepress Flap baler series

Highlights & benefits:



- The single vertical prepress flap at the rear of the feed opening closes before the ram finishes the press cycle, therefore no shear knives are needed
- Single flap well absorbs the vertically occurring forces. As a result, the materials that are difficult to press (plastic) can be processed as well.
- Extremely high capacity regardless of input material per cycle
- No need of cover slots on the press plate
- High rotation flap construction, significantly more pressing force

Main Features

USING THE LATEST GENERATION COMPONENTS ENSURES HIGH EFFICIENCY WITH THE LOWEST POWER CONSUMPTION.



1. POWER PACK

- The compact fan-cooled hydraulic pack incorporates the most up-to-date technology which ensures maximum reliability and efficient use of available power
- The power pack is fully integrated into the baler frame with the silent main drive
- ANIS balers are powered by one, two or three premium efficiency motors for extra energy savings
- Integration of all auxiliary functions with the main hydraulic block for avoiding the leakage risk. At the heart of the system ANIS utilises multistage pumps, high volume vane pumps and variable displacement high-pressure pumps

2. FAST MOVING CYLINDER

Track measuring in the real time ensuring perfect ram positioning and setting thus improving the balance between bale density and energy consumption.

THE LATEST TECHNOLOGY



3. PRESSING CHAMBER

All areas subjected to heavy wear are protected by easily exchangeable bolted wear plates HARDOX, thus extending the life of the wear parts and reducing operating costs.

4. SHEAR BLADES

- Ideal designed exchangeable knives with optimal cutting angels guarantee trouble free cutting of the overlaying material.
- ANIS uses heavy duty reversible shear blades, which provide a quick, easy replacement and 2 times the use of the cutting edge

5. AUTO TYING

- Robust and reliable fully automatic hydraulic driven tying system with needles and integrated wire cutter.
- Reliable hot-dip galvanized device for automatic tying of bales, reinforced mounted cutters, which results in a substantially improved cycle time.

6. LONG PRESS CHANNEL

- Automatic pressure- controlled channel adjustment on three sides guarantee high bale weights also with different materials.
- Long channel for low friction material such as plastics helping to continuously maintain optimal density of the bales.

7. BORE TRUNNION MOUNTED MAIN PRESS CYLINDER:

- Tension free mounted press cylinder to reduce inclined positions which prevents uneven pressure on the frame and cylinder
- Reduced wear on the pressing cylinder and press ram guides
- Longer service life of hydraulic cylinder

8. PRESS SINGLE RAM




Quick disconnection of press plate with spherical bearing cylinder rod connection.

9. ROLLER PRESS RAM

- The big roller guide of the press plate with easy maintenance access
- Optimal self-cleaning of the roller track
- Individually arranged movable rail cleaners
- High-dimensioned roller bearings to lower maintenance costs
- Direct lubrication

10. FEEDING HOPPER

- Tailor made baler filling hopper for automatic feeding
- With protective side inspection doors (plexi glass)



11. SMART CONTROLS

- User friendly, comprehensive Siemens touch-panel with embedded recipe management with extensive function and data display, leads to a simpler and safer operation of the baler.
- Operators only need to select the material grade to be processed. The embedded recipe system chooses the correct machine parameters to produce the best bale possible.
- All alarm functions are date and time-stamped and logged.

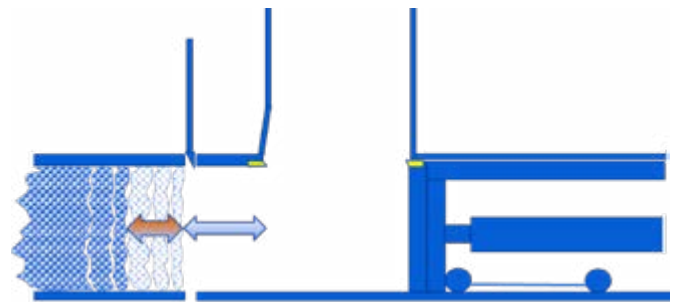


Principle of ANIS balers

The advantage of ANIS balers are in **extended compression chamber** and a main press **ram** that allow the **separation of cutting and pressing** operations.

The press force of the main ram can be used at **full power** for cutting and then for pressing the bale. Bale is denser and energy consumption is reduced.


With the last stroke before tying, the main ram pushes the material deep through the tying site, which is **very suitable for compressing materials with memory**, such as plastic (PET, foil) and the **high density materials**.



Individual baler configuration for individual requirements

Depending on the purpose and your individual requirements, other function modules can be added to each baling press. i.e. it can be supplied with side press box slot closure, automatic cutting-edge stamper, ruffler, bottle perforator, maintenance platform, remote troubleshooting and control by modem, frequency inverter, plastic strapping to handle RDF baling etc.

For more information about baler's accessories go to: www.anis-trend.com at menu "BALER ACCESSORIES"



PET perforator



Ruffler



Stamper



Maintenance doors



Key Lock Security system



Maintenance platform



Variable frequency controlled drive

Our balers can process:



Multi-material bales

- Software, optimally adjusted for the different materials, guarantees high bale quality even when material is frequently changed
- Optimised bale dimensions and bale weights for efficient full truck loading
- Possible to switch-off wire strapping manually
- Optimal press results with heavy, well-shaped and stackable bales



Aluminium cans



Cardboard



Plastic foil



Mixed paper



Wood chips



PET



RDF



HDPE

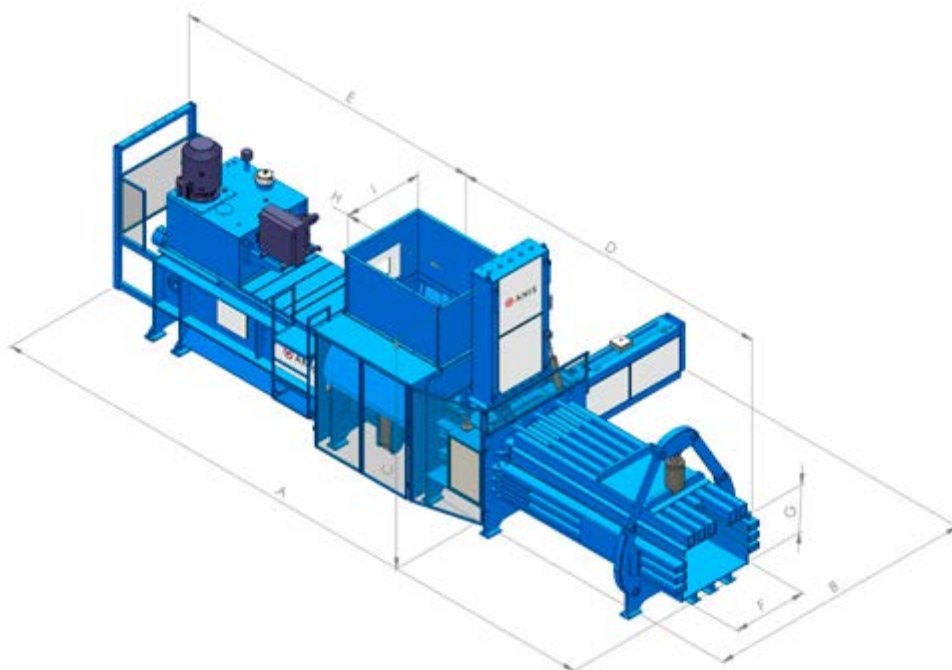


High grade paper



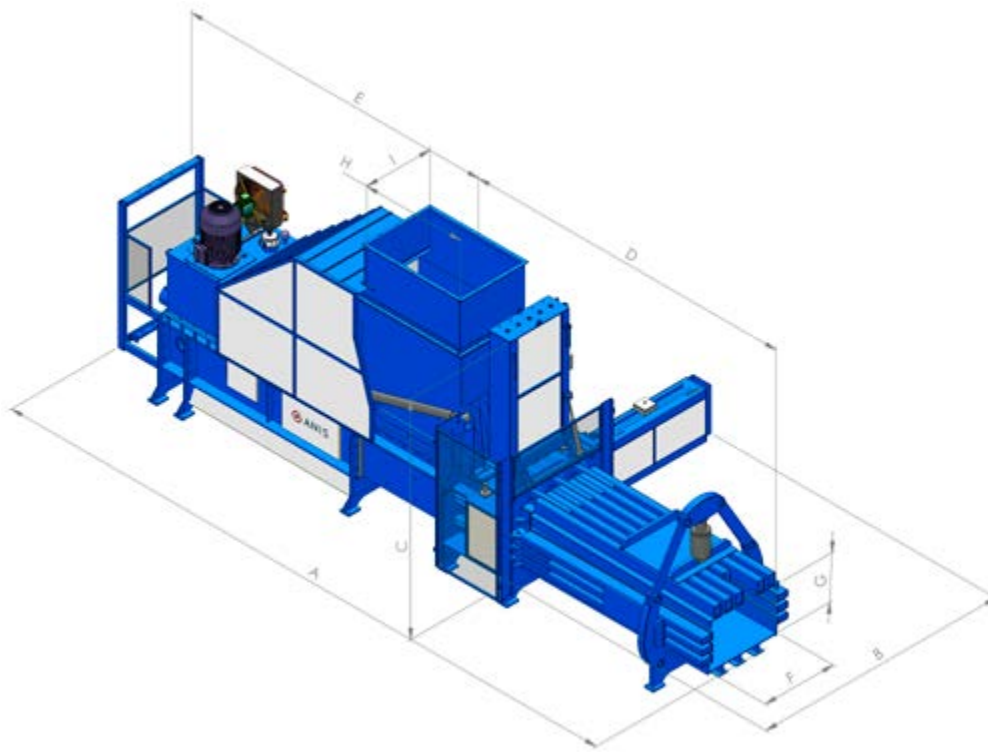
OCC trims

Technical data and measurements



PRE-PRESS BALER WITH DOUBLE FLAPS SERIES		ATS 110-75MF						ATS 110-75MF 8C			ATS 110-110MF		
Pressing Force	t (kN)	74 (725)			91 (892)			110 (1078)			142 (1395)		
Spec. Pressure Force	N/cm²	90			111			134			122		
Press Chamber (Bale) size W×H	mm	1080×750									1080×1080		
Hopper opening (L×W)	mm	1600×1200									1900×1200		
Feeding Volume	m³	2									3		
Auto-tier Horizontal	HT	4× (Optional)									3× Standard		
Auto-tier Vertical	VT	5× Standard									5× Standard		
Ram driven on the big wheels	No.	4									6		
Bale Weight (OCC)	kg	440-770			480-800			500-900			900-1150		
EM Driving Power	kW	45	2×30	75	45	2×30	75	2×30	75	2 × 45	75	2×45	2×55
Press Cycle Time - No Charge	sec	19,6	16,8	15,2	22,7	19,3	17,3	22,1	19,7	16,1	28,1	22,4	17
Theoretical Capacity - No Charge	m³/h	370	432	478	319	376	419	328	368	449	387	486	637
"Press Capacity (weight at RDF) (in relation to bulk weight)"													
Max. Capacity (30 kg/m³)	t/h	8	9,1	10,5	7,3	8,4	9,7	7,6	8,2	10,6	8,7	10,8	13,8
Max. Capacity (50 kg/m³)	t/h	12,2	13,7	16	11,2	12,7	14,8	11,6	12,1	16	12,8	15,6	19,2
Max. Capacity (100 kg/m³)	t/h	20,2	22,3	26,6	18,5	20,7	24,7	18,8	19,2	26,3	22,8	27,4	32,7
Baler Weight (according to equipment)	ton	22			22			24			38		

DIMENSIONS IN MM	A	B	C	D	E	F	G	H	I
ATS 110-75MF (60-75T) 4H	9.700	4.100	2.700	4.940	4.760	1.100	750	1.600	1.020
ATS 110-75MF (60-75T) 5V	10.760	2.400	3.600	6.000	4.760	1.100	750	1.600	1.020
ATS 110-75MF (90-110T) 4H	10.760	4.100	2.700	6.000	4.760	1.100	750	1.600	1.020
ATS 110-75MF (90-110T) 5V	9.700	2.400	3.600	4.940	4.760	1.100	750	1.600	1.020
ATS 110-110MF 5H	12.000	4.100	3.100	5.500	6.500	1.100	1.100	1.900	1.020
ATS 110-110MF 5V	12.000	2.400	4.000	5.500	6.500	1.100	1.100	1.900	1.020



*Performance rates, bale weights and bale densities are subject to moisture content, material pre-bale densities, feed rates and other variables in baling. Technical and design modification reserved!

PRE-PRESS BALER WITH SINGLE FLAP SERIES		ATS 110-75F									ATS 110-110F		
Pressing Force	t (kN)	58 (572)			74 (725)			91 (892)			142 (1395)		
Spec. Pressure Force	N/cm²	71			90			111			122		
Press Chamber (Bale) size W×H	mm	1080×750									1100×1100		
Hopper opening (L×W)	mm	1600×740									1600 × 1060		
Feeding Volume	m³	2,5									3,8		
Auto-tier Horizontal	HT	4× Optional									5× Standard		
Auto-tier Vertical	VT	5× Standard									5× Optional		
Ram driven on the big wheels	No.	4									6		
Bale Weight (OCC)	kg	400-700			440-770			480-800			900 - 1150		
EM Driving Power	kW	45	55	2×30	45	2×30	75	45	2×30	75	75	2 × 45	2 × 55
Press Cycle Time - No Charge	sec	18,7	18,7	16,5	22,7	19,7	17,9	26,1	22,4	20,2	30,1	24,4	19
Theoretical Capacity - No Charge	m³/h	483	483	548	396	457	503	345	402	446	454	561	720
"Press Capacity (weight at RDF) (in relation to bulk weight)"													
Max. Capacity (30 kg/m³)	t/h	9,8	10	10,9	8,7	9,9	11,3	8	9,2	10,5	10,1	12,3	15,2
Max. Capacity (50 kg/m³)	t/h	14,1	14,5	16,5	12,6	14,1	16,5	11,9	14	16,4	15,3	18,5	22,3
Max. Capacity (100 kg/m³)	t/h	22,8	23,7	24,7	20,4	22,4	26,8	18,6	20,7	24,8	26,2	31,1	36,3
Baler Weight (according to equipment)	ton	24			24			24			38		

DIMENSIONS IN MM	A	B	C	D	E	F	G	H	I
ATS 110-75F (60-75T) 4H	9.700	3.850	3.650	4.940	4.760	1.100	750	1.600	1.020
ATS 110-75F (60-75T) 5V	9.700	2.000	3.800	4.940	4.760	1.100	750	1.600	1.020
ATS 110-75F (90-110T) 4H	10.760	3.850	3.650	6.000	4.760	1.100	750	1.600	1.020
ATS 110-75F (90-110T) 5V	10.760	2.000	3.800	6.000	4.760	1.100	750	1.600	1.020
ATS 110-110F 5V	12.000	3.850	4.200	5.500	6.500	1.100	1.100	1.900	1.020
ATS 110-110F 5H	12.000	2.400	4.200	5.500	6.500	1.100	1.100	1.900	1.020





Technology for the most demanding needs



Anis Trend, d.o.o.,

Mali Log 2a, 1318 Loški Potok, Slovenia

T: +386 (0)1 837 00 20

F: +386 (0)1 837 00 21

E: anis@anis-trend.com

W: www.anis-trend.com



All the activities in the company
are organised in compliance with
the ISO 9001 Quality System

